



Agroresursu un
ekonomikas
institūts

SUSTINNO



2. projekta "Ilgspējas sociālā dimensija un sociālā inovācija" apakšprojekta 3. posma rezultāti

Galvenie izpildītāji:

Ligita Melece, Agnese Krieviņa un Ieva Leimane

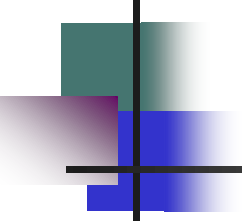
Ligita.melece@arei.lv

Agroresursu un ekonomikas institūts (AREI)

VPP SUSTINNO

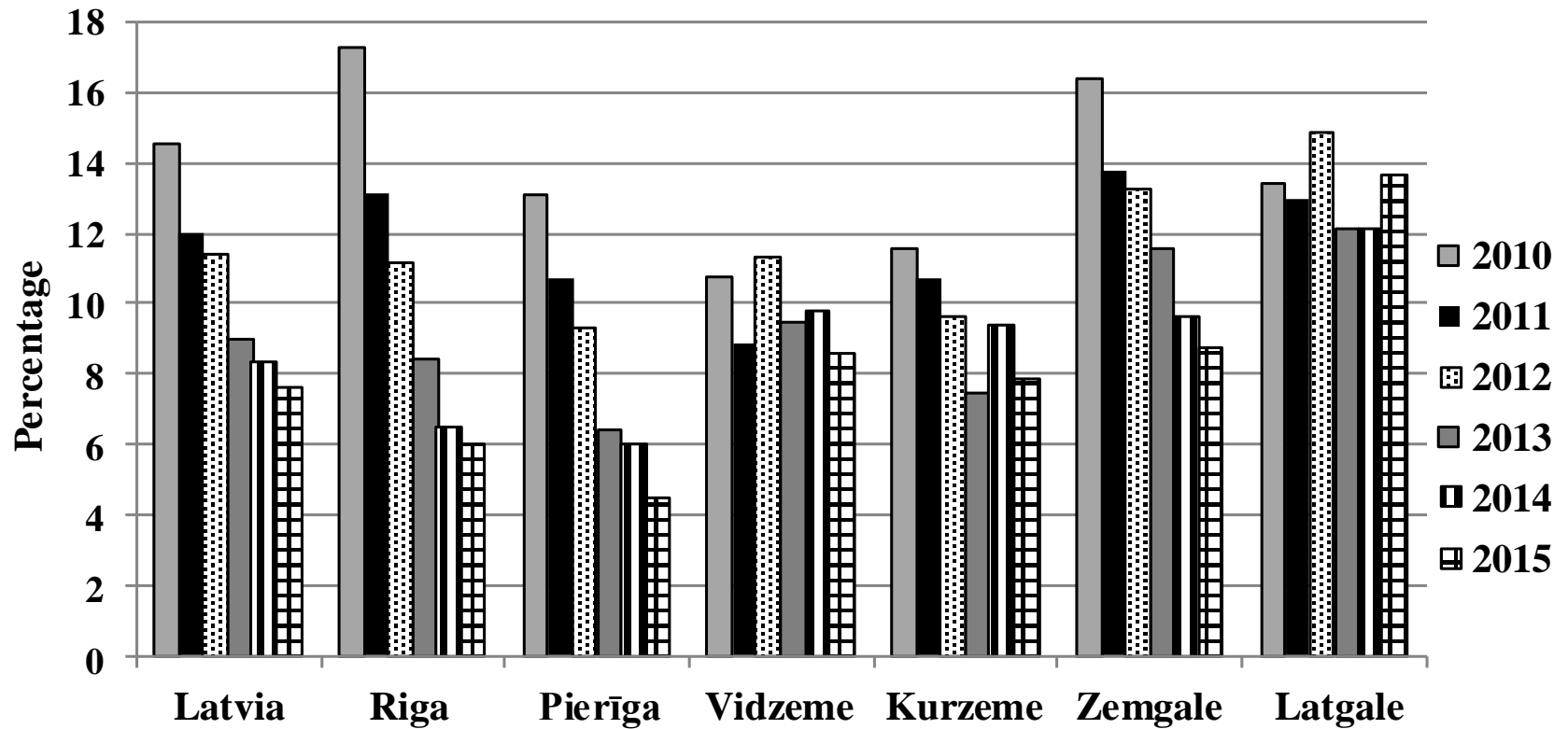
3.posma rezultātu publiskā apspriešana 2016. gada 2. decembrī

Rīgā

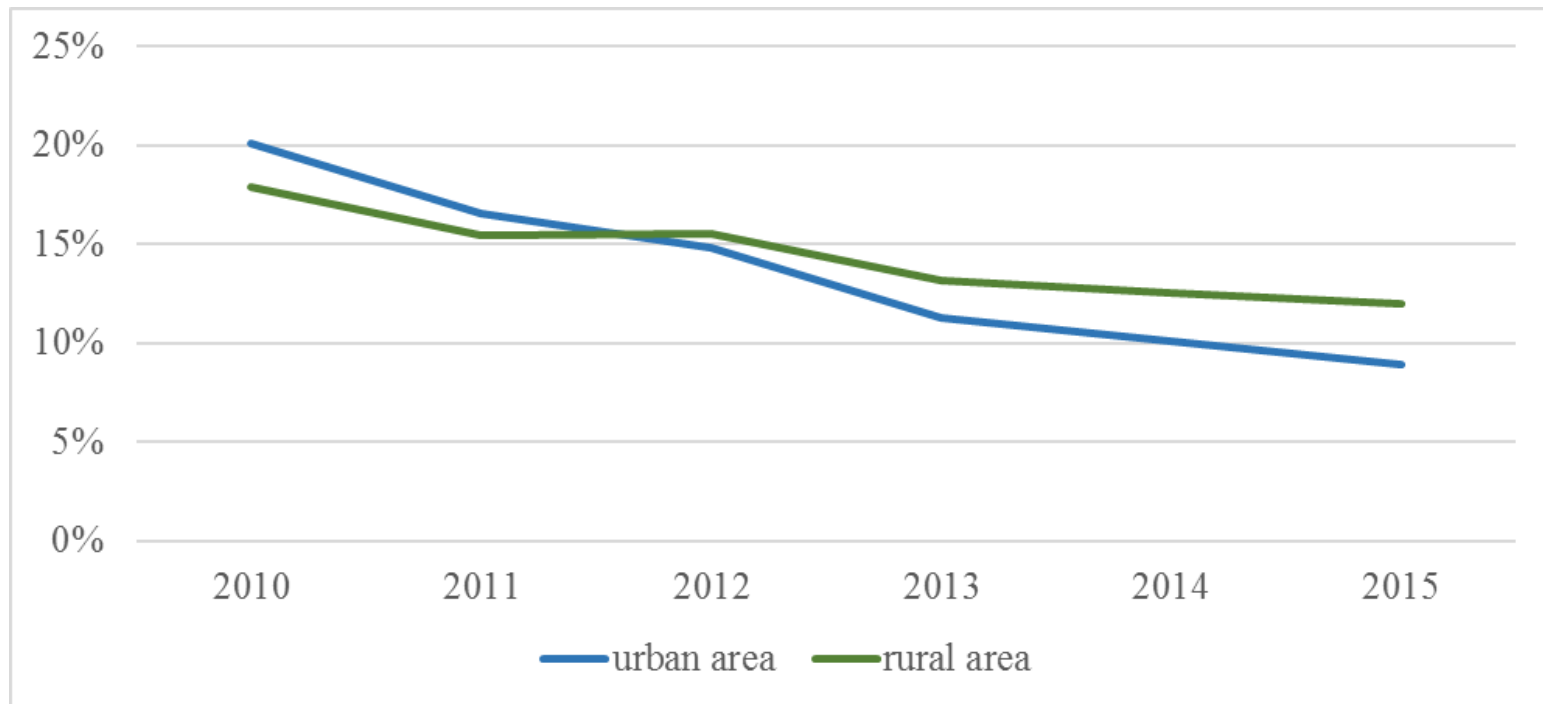


Bioenerģijas atbalsta ietekme uz lauku teritoriju attīstību

Unemployment rate (%) in Latvia (average) and its statistical regions, 2010-2015



Unemployment rate in Latvia in 2010-2015





Trends of GVA of agricultural, forestry and fishing activities in Latvia, 2000-2013

Activity	Equation of regression	Coefficient of determination
Crop & animal production, hunting & related service activities	$y = -0.1262x + 3.4033^{***}$	$R^2 = 0.8511$
Forestry and logging	$y = 0.0145x + 1.4484$	$R^2 = 0.0548$
Fishing and aquaculture	$y = -0.0101x + 0.2473^*$	$R^2 = 0.2142$

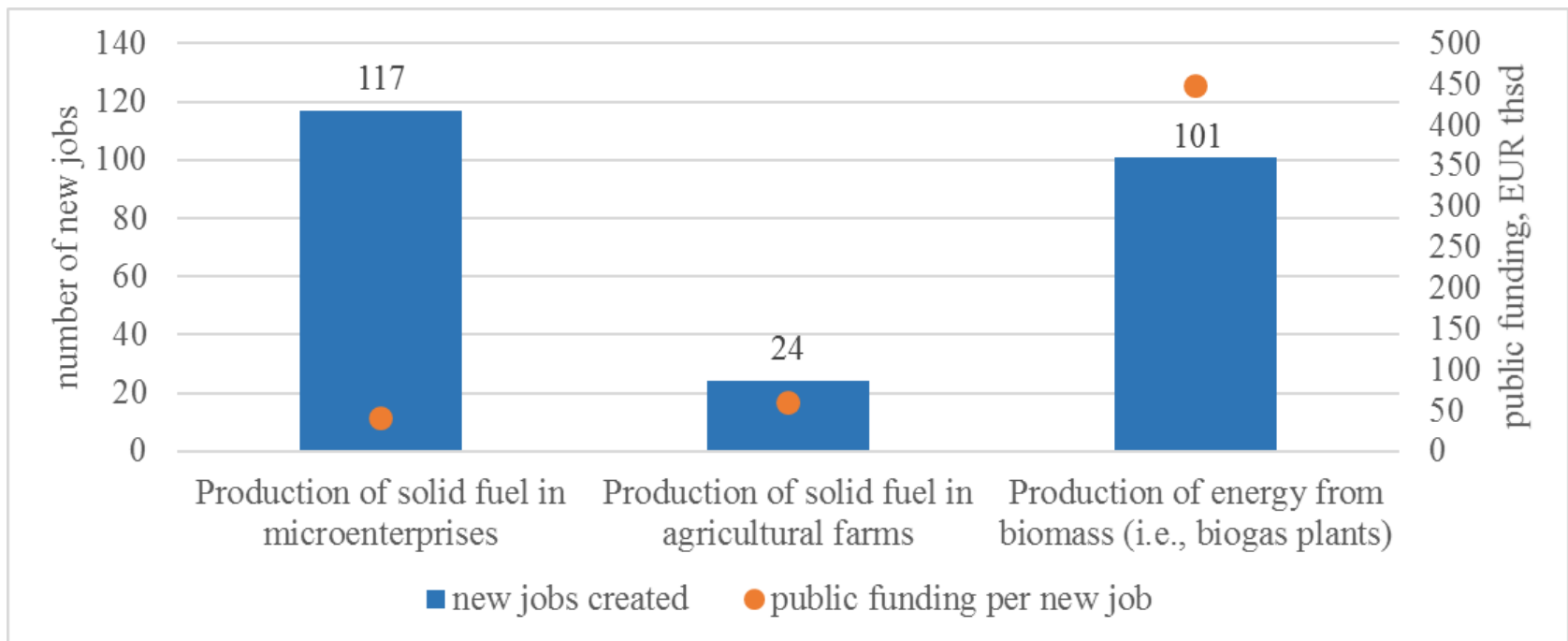
The share of subsidies paid under RDP 2007-2013 by Axes 3 measure and sub measure (%)

RDP Measure/ sub-measure		%
312/21	Production of energy from biomass	44.7%
312/2	Diversification into non-agricultural activities of agricultural enterprises	24.0%
312/1	Support and development of microenterprises	10.6%
312/11	Diversification agricultural activities of agricultural enterprises	8.9%
313	Encouragement of tourism activities	5.6%
312/3	Production of fuel in microenterprises	4.7%
312/12	Production of fuel derived from agricultural and forestry in an existing agricultural enterprises*	1.4%

Number of projects, funds, created jobs and value of created job by NACE activity under RDP 2007-2013

NACE	NACE code	No of projects	Funds paid, thou EUR	Created jobs	EUR thou / job
Raising of other animals	01.49	31	1226	25	49
Silviculture and other forestry activities	02.10	21	101	2	51
Logging	02.20	29	1240	33	38
Support services to forestry	02.40	58	419	6	70
Sawmilling and planing of wood	16.10	82	4209	138	31
Manufacture of other builders' carpentry and joinery	16.23	42	1482	49	30
Manufacture of wooden containers	16.24	23	862	17	51
Manufacture of other products of wood	16.29	37	1480	56	26
Electricity, gas, steam and air conditioning supply	35	41	45391	101	449
Production of electricity	35.11	16	1431	10	143
Maintenance and repair of motor vehicles	45.2	70	1907	67	28
Accommodation	55	227	5716	147	39
Restaurants and mobile food service activities	56.20	12	454	16	28
Landscape service activities	81.30	28	1041	22	47
Fuel	various	113	6206	141	44

New jobs created and their public costs within bioenergy production development measures of RDP 2007-2013





Paldies par uzmanību!

SUSTINNO 